



1 PREPARE 2 TREAT 3 MAINTAIN

ANTIQUÉ OAK LYE



wood

Only for oak wood

Does not contain pigments. Reacts with the tannin in the wood. The more tannin, the darker the colour.



appearance

High efficiency

Provides a dark tone to the wood surface that resembles fumed oak. Keeps the grain visible. Water-based.



application

Easy to apply

Easy and fast to apply with a WOCA Applicator, nylon brush or roller.



treatment

For pre-treatment

Cannot be used alone as it only provides colour to the wood, and not protection. Requires additional treatment with oil or soap.



PRODUCT DESCRIPTION

Antique Oak Lye produces an ammonia-smoked appearance to oak wood. This product is user-friendly but corrosive and should be handled with caution during application. Since the product reacts with the tannic acid in the oak, the colour after application may vary depending on the concentration of tannin

in the wood. However, it creates a very unique colour and vintage appearance. The final colour is achieved after 1-2 months.

APPLICATION AREA

Used for priming of oak wood. Creates an ammonia-smoked look.

Product information

Coverage: 8-10 m²/L

Packaging: 2.5 L






WORK DESCRIPTION

Preparation


The unfinished woodwork must be clean, dry and finely sanded [grit 100-120] before applying the lye.

Note

Depending on the amount of moisture and tannin in the oak, the colour may vary. Sapwood does not change to a dark colour.




APPLICATION



CLEANING



SANDING



OIL OR SOAP

TREATMENT

- 1 Shake the container well and pour the lye into a plastic bucket.
- 2 Apply an even coat of the lye with the WOCA Applicator, a nylon brush or roller lengthwise along the grain. Apply at least 1 L of lye per 10 m² of wood. Leave wood to dry for approx. 2-4 hours at 20°C.
- 3 Clean with WOCA Intensive Wood Cleaner and leave to dry for approx. 8-12 hours at 20°C.
- 4 De-nip standing fibres with a medium e.g. green or bordeaux, sanding polishing pad. Remove the sanding dust with a vacuum cleaner.
- 5 Finish the wood surface with a WOCA oil or soap.