



1 PREPARE 2 TREAT 3 MAINTAIN

# EXTERIOR DEEP CLEANER



### For patinated wood

Cleans and rejuvenates patinated outdoor wood surfaces, e.g. garden furniture and patios.



### Easy to apply

The ready-mixed cleaner can be easily applied with a brush, roller or spray gun.



### Intensive cleaning

Penetrates deep into the wood and removes dirt, coatings and grey patina. Can be scrubbed with a stiff-bristled brush or WOCA Silicium Brush.



## PRODUCT DESCRIPTION

Exterior Deep Cleaner is an intensive cleaning product, which rejuvenates patinated outdoor wood. It is a ready-mixed, thick-flowing product, which is easy to apply, even to vertical surfaces. Exterior Deep Cleaner penetrates deep into the wood and removes dirt, coatings and grey patina. For optimum protection, the wood

should be treated with WOCA Exterior Wood Oil after cleaning.

## APPLICATION AREA

Suitable for outdoor wooden decks, wall coverings, fences, garden furniture etc. Ideal for all types of wood.

## Product information

Coverage: 8-10 m<sup>2</sup>/L  
Packaging: 0.75 L, 2.5 L and 5 L



# WORK DESCRIPTION

## Preparation


Cleaning should be done in dry (ideally overcast) weather, as the cleaner must not be allowed to dry out. Avoid direct sunlight and excessive heat.

## Please note


Exterior Deep Cleaner is ready-mixed and should not be diluted.




RINSING



APPLICATION



CLEANING



RINSING

## TREATMENT

- 1 Soak the wood, using plenty of water. Use a garden hose if possible.
- 2 Using a brush or spray gun, apply Exterior Deep Cleaner as a smooth, uniform layer and allow the cleaner to work.
- 3 After approximately 15-20 minutes, scrub the wood using a stiff-bristled brush. We recommend WOCA Silicium Carbide Brush or Outdoor Scrubbing Brush for the best results.
- 4 Rinse off the Exterior Deep Cleaner with plenty of water and leave the wood to dry for at least 48 hours, before application of WOCA Exterior Wood Oil. The wood must be completely dry.

If a completely smooth surface is desired, de-nip the wood with a grain 180-240 sanding pad before oiling.